

自願性產品驗證標誌圖式繪製方法 Method of Drawing Voluntary Product Certification Mark

一、依自願性產品驗證實施辦法規定辦理。


This drawing is regulated according to the Regulations Governing Voluntary Product Certification.

(一)標誌圖式繪製方式：

Drawing Method of the Voluntary Certification Mark:


成品：

For end products:




零組件產品：

For components:



綠色零組件產品：

For green components:



方格子僅供比例參考，不需標印。

The grid is shown for reference only.

(二)不予指定固定尺寸，但應以適當(方格子)比例大小標印於產品本體上。

There is no size restriction of the mark, but the mark shall be affixed to the body of the product in appropriate proportion (please see grid).

(三)由申請人自行印製或鑄印方式之自願性產品驗證標誌，應使用不易變質之材質製作，內容清晰可辨且不易磨滅，並以永久固定方式標示。

The certification mark printed by the applicants shall be made by materials that are not easily altered, and the content shall be in a visible, legible and indelible from affixed permanently to each product.

(四)商品之其他標示不得與自願性產品驗證標誌混淆，或使消費者不易辨別商品檢驗標識。

Other markings that are likely to be confused with the certification mark shall not be used.

(五) 自願性產品驗證標誌應標示於商品本體。但商品本體太小無法標示時，得依下列方式標示之：

The Voluntary Certification Mark shall be affixed to the body of the product. However, if the product is too small to accommodate the mark, it shall be affixed in accordance with the following methods:

1. 具有包裝者，於最小單位包裝標示之。
If the product is packaged, the mark shall be applied to the smallest package.
2. 無包裝或其包裝不適宜標示者，以繫掛方式標示之。
If the product is not packaged or it is not appropriate to apply the mark to the packaging, the mark may be attached to the product by hang tags.
3. 包裝標示或繫掛均不適宜者，置放於包裝內。
If applying the mark to the packaging or by hang tags is not appropriate, the mark shall be put inside the packaging.
4. 以其他經標準檢驗局核准之方式標示之。
Other methods approved by the BSMI.
前項標識，應標示於商品明顯處，使消費者於購買或使用時能清楚識別。
The Voluntary Certification Mark should be affixed at a prominent location on the product in order for the consumers to identify it when they buy and/or use the product.

二、自願性產品驗證標誌圖式說明

Examples of Voluntary Certification Mark



A-B
V30001-C



A-B
V30001-C



A-B
V30001-C

圖示說明 Code of the mark	代表意義 Description of code	備註 Remarks
標誌下方代碼 A Code A under the mark	產品類別 Product	電機電子類-E、車輛-V、食品類-F Electric and Electronic-E、Vehicle-V、Food-F 、化工類-C、機械類-M、材料類-MA 、Chemical-C、Mechanical-M、Material-MA 、深層海水-DSW 、Deep Sea Water-DSW

<p>標誌下方代碼 B Code B under the mark</p>	<p>測試領域 Test Domain</p>	<p>安規-S、電磁相容-EMC、 Safety-S、Electromagnetic Compatibility-EMC、 環保-E、健康-H、深度-DH、 Environmental Protection-E、Health-H、Deep-DH、 低頻磁場-EMF electromagnetic fields -EMF</p>
<p>識別號碼右方之代碼 C Code C on the right side of the registration number</p>	<p>驗證機構 Certification Body</p>	<p>標準檢驗局 (BSMI) BSMI</p>

三、自願性產品驗證標誌圖式及識別號碼製作範例：
Examples of the Voluntary Certification Mark are shown as follows.



E-S, EMC
V30001-BSMI



E-S, EMC
V30001-BSMI



E-S, EMC
V30001-BSMI